

Texas Peer and Recovery Service System Survey Results - Part One

Sixty-three organizations across Texas participated in part one of a two-part survey. Part one of the survey asked about: organization type, peer support specialist employment, certified peer supervisor employment, and services offered.

Number of Organizations

63

Number of Service Locations

156

Texas Public Health Regions

Click below to select a specific public health region (PHR); see map for corresponding area.

PHR 1

PHR 2

PHR 3

PHR 4

PHR 5

PHR 6

PHR 7

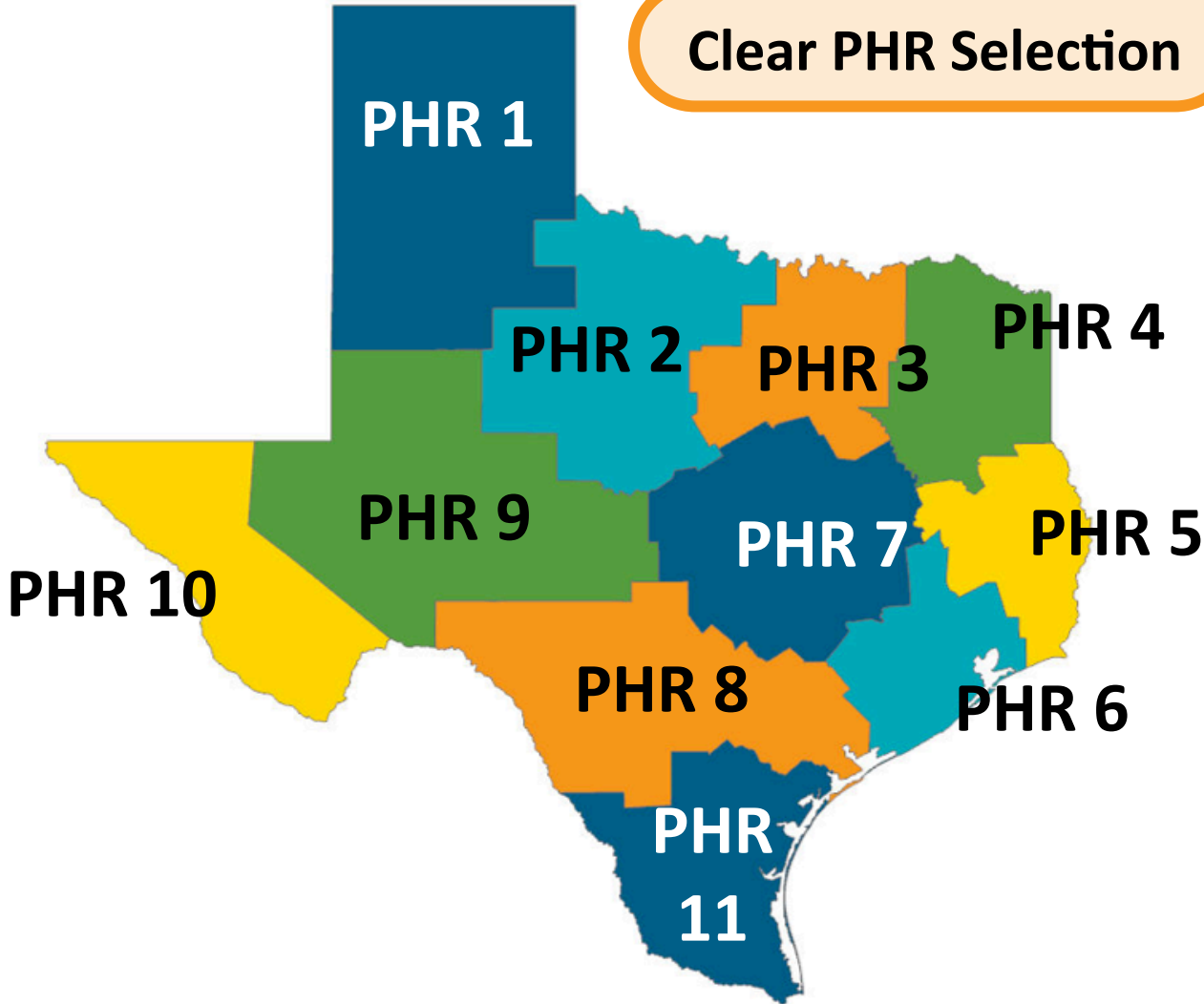
PHR 8

PHR 9

PHR 10

PHR 11

Clear PHR Selection



Organization Type	# Orgs	%
Mental Health Service/Treatment Provider	29	33%
Substance Use Service/Treatment Provider	24	28%
Recovery High School/Collegiate Recovery Program	9	10%
Consumer Operated Service Provider (COSP)	8	9%
Recovery Community Organization (RCO)	6	7%
Clubhouse	5	6%
Recovery/Sober Housing	3	3%
Community Based Non-Profit	1	1%
Drop-In Center	1	1%
Mental Health Peer Specialist Training Program	1	1%

Organizations that Reported Multiple Types

19

Number of Organizations that Employ Peer Support Specialists

53

Number of Peer Support Specialists

448

Approximate Average Number/Organization

8

Number of Organizations that employ Certified Peer Specialist Supervisors

39

Number of Peer Specialist Supervisors

70

Approximate Average Number/Organization

2

Services Offered

Click on the "+" to expand the service category to see specific services.

Service Type	# Orgs	%
+ Advocacy	60	95%
+ Community	62	98%
+ Health	61	97%
+ Home Support Provided	51	81%
+ Home Support Referrals	57	90%
+ Purpose	62	98%

Please see the full report on the TIEMH Website
<https://sites.utexas.edu/mental-health-institute/files/2024/08/PRS-SWS-FY-22-FULL-REPORT.pdf>

Texas Peer and Recovery Service System Survey Results - Part 2

Fifty-eight organizations participated in part two of a two-part survey. Part two of the survey asked about: funding sources and budgetary percentage for each source, collaborations and areas of collaboration, and what supports or acts as a barrier to the organization's work.

Number of Organizations

58

Texas Public Health Regions

Click below to select a specific public health region (PHR); see map for corresponding area.

PHR 1

PHR 2

PHR 3

PHR 4

PHR 5

PHR 6

PHR 7

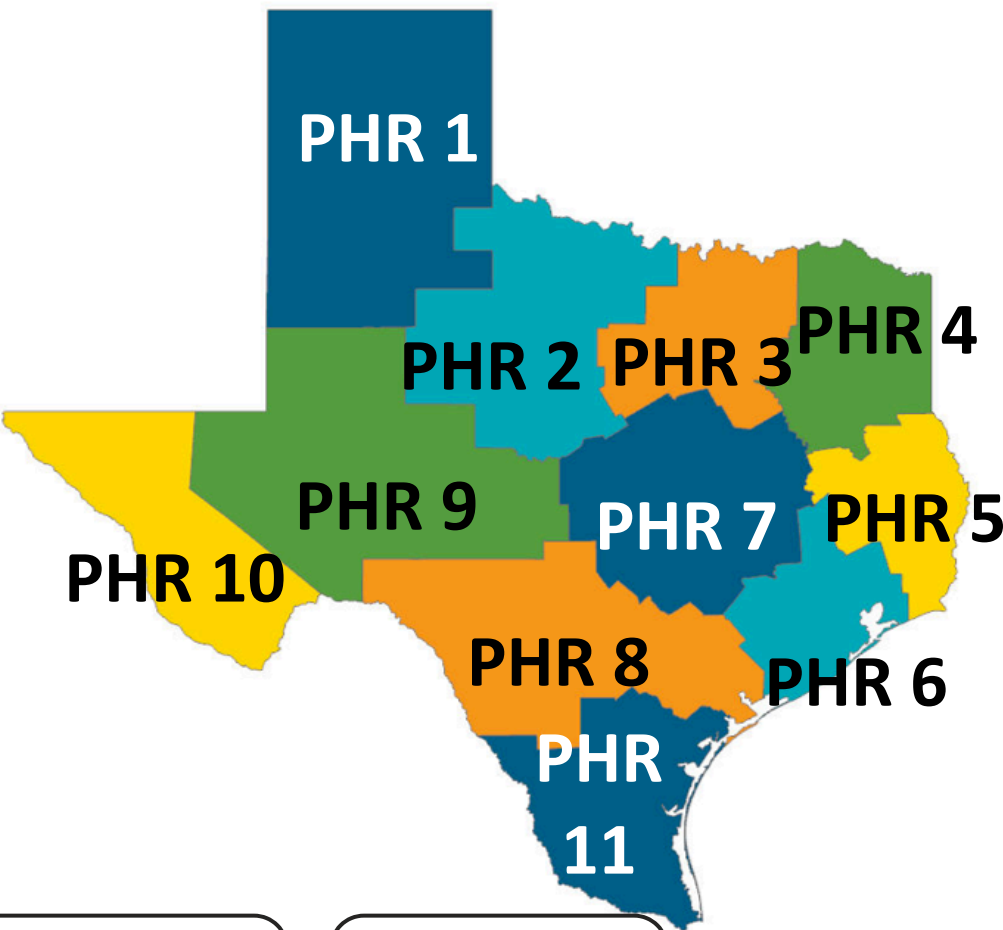
PHR 8

PHR 9

PHR 10

PHR 11

Clear PHR Selection



Funding - Please select a category below.

Community

Government

Insurance

Specific Funding Source	# Orgs	% Orgs
Individuals	37	64%
Foundations	32	55%
Health/Behavioral Health Providers	26	45%
Businesses	24	41%
University	3	5%
# of Orgs with this Funding	43	74%

Organizations Reported the Percentage of their Total Annual Budget the Funding Category Comprises

% of Total Budget	# Orgs	% Orgs
1-25%	18	31%
26-50%	6	10%
51-75%	1	2%
76-99%	3	5%
100%	3	5%

Collaboration

Please select a category below.

Community

Government

Healthcare

Collaborator	# Orgs	%
Peer/Recovery Organizations	43	74%
Housing Organizations	38	66%
Justice System	35	60%
Religious/Faith-based	33	57%
Education System	31	53%
Businesses	24	41%
Media	12	21%
Community Nonprofit	5	9%
# Orgs with these Collaborators	56	97%

How Organizations Collaborate with the Collaborators



Supports or Barriers

Select from the list and see the responses in the graph below.

Number of Staff

Qualified Staff

Collaborations

Community

Access to Funding

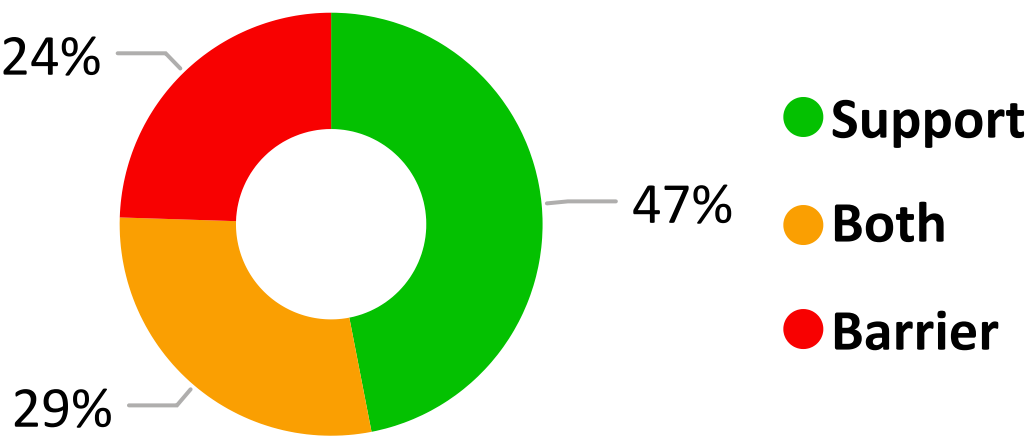
Knowledge of Funding Sources

City/County Gov

Federal Gov

State Government

% of Organizations



Contact, Contributors, and Citation

**Texas Institute for Excellence in Mental Health
Steve Hicks School of Social Work
The University of Texas at Austin
1823 Red River Street
Austin, Texas 78701**

Contact Juli Earley
juli.earley@austin.utexas.edu
512-232-8599

TIEHM Website: <https://sites.utexas.edu/mental-health-institute/>

Contributors

Juli Earley, LMSW

Amy Lodge, PhD

Leona Peterson, PhD

Pallavi Singh, PhD

Stacey Stevens Manser, PhD

Suggested Citation

Earley, J., Lodge, A., Peterson, L., Singh, P., Stevens Manser, S. (2023). Texas Peer and Recovery Service System Survey Results. [Power BI Report]. Texas Institute for Excellence in Mental Health, University of Texas at Austin.



The University of Texas at Austin
**Texas Institute for Excellence
in Mental Health**
Steve Hicks School of Social Work